




## PORTABLE OD MOUNTED FLANGE FACING MACHINES

Built to stand any climate TRAWEMA's TAF Series allows for machining of any flange surfaces from 0 - 2290 mm in diameter, our cross-slide attachment can be adjusted to suit any application, whether you are machining flat or raised faces, ring type joints, tongue/groove or just male-and-female grooves, this machine does it all.

### TAF330

Flange Facer for flange size 7" - 13"

- Type: external mounting
- Min.-max. facing: 0 - 330 mm DIA
- Min.-max. clamping: 180 - 330 mm DIA
- Axial movement: Manually adjustable
- Axial feed: 70 mm
- Radial movement: Trip feed system
- Radial feed: 165 mm
- Each activator = feed of 0,16 mm/rev
- 6 activators = Max. feed rate of 1 mm/rev
- RTJ grooves machining
- Bores and conical machining



### TAF630

Flange Facer for flange size 7" - 25"

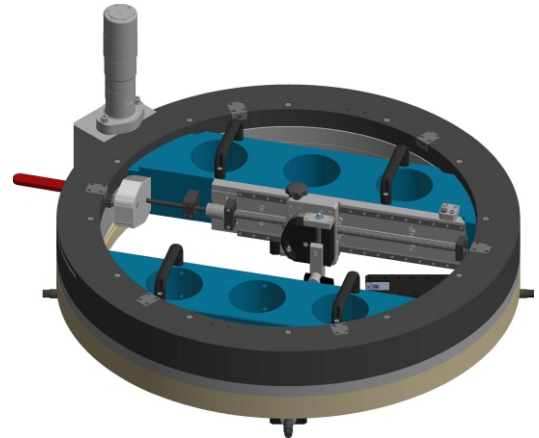
- Type: external mounting
- Min.-max. facing: 0 - 630 mm DIA
- Min.-max. clamping: 180 - 630mm DIA
- Axial movement: Manually adjustable
- Axial feed: 70 mm
- Radial movement: Trip feed system
- Radial feed: 315 mm
- Each activator = feed of 0,16 mm/rev
- 6 activators = Max. feed rate of 1 mm/rev
- RTJ grooves machining
- Bores and conical machining



### TAF940

Flange Facer for flange size 19" - 37"

- Type: external mounting
- Min.-max. facing: 0 - 940 mm DIA
- Min.-max. clamping: 500 - 940 mm DIA
- Axial movement: Manually adjustable
- Axial feed: 70 mm
- Radial movement: Trip feed system
- Radial feed: 470 mm
- Each activator = feed of 0,16 mm/rev
- 6 activators = Max. feed rate of 1 mm/rev
- RTJ grooves machining
- Bores and conical machining



### TAF1300

Flange Facer for flange size 30" - 50"


- Type: external mounting
- Min.-max. facing: 0 - 1270 mm DIA
- Min.-max. clamping: 760 - 1270 mm DIA
- Axial movement: Manually adjustable
- Axial feed: 150 mm
- Radial movement: Trip feed system
- Radial feed: 635 mm
- Each activator = feed of 0,5 mm/rev
- 2 activators = Max. feed rate of 1 mm/rev
- RTJ grooves machining
- Bores and conical machining



### TAF1600

Flange Facer for flange size 44" - 60"


- Type: external mounting
- Min.-max. facing: 0 - 1530 mm DIA
- Min.-max. clamping: 1100-1530 mm DIA
- Axial movement: Manually adjustable
- Axial feed: 150 mm
- Radial movement: Trip feed system
- Radial feed: 765 mm
- Each activator = feed of 0,5 mm/rev
- 2 activators = Max. feed rate of 1 mm/rev
- RTJ grooves machining
- Bores and conical machining



### TAF1800

Flange Facer for flange size 49" - 70"


- Type: external mounting
- Min.-max. facing: 0 - 1790mm DIA
- Min.-max. clamping: 1250 - 1800 mm DIA
- Axial movement: Manually adjustable
- Axial feed: 150 mm
- Radial movement: Trip feed system
- Radial feed: 9000 mm
- Each activator = feed of 0,16 mm/rev
- 6 activators = Max. feed rate of 1 mm/rev
- RTJ grooves machining
- Bores and conical machining



### TAF2300

Flange Facer for flange size 68" - 90"

- Type: external mounting
- Min.-max. facing: 0 - 2290 mm DIA
- Min.-max. clamping: 1750 - 2290 mm DIA
- Axial movement: Manually adjustable
- Axial feed: 200 mm
- Radial movement: Trip feed system
- Radial feed: 1145 mm
- Each activator = feed of 0,16 mm/rev
- 2 activators = Max. feed rate of 1 mm/rev
- RTJ grooves machining
- Bores and conical machining




#### BASE PLATE

Our full-material rigid steel base plate with welded inner rib arrangement makes for a strong, stable and robust machine. Locking blocks with pre-adjustable screw inlets allow for ease of setup for the operator, fine screw threading within the blocks allow for fine adjustment while setting up the machine.




#### FEED SYSTEM

The TAF Series has a knock-on feed system that allows the operator to engage and disengage the feed, two handles on the outside of the machine make for simple use. Engagement one handle allows for slower feed, while engaging both handles allows for rapid feed perfect for gramophone finishes.


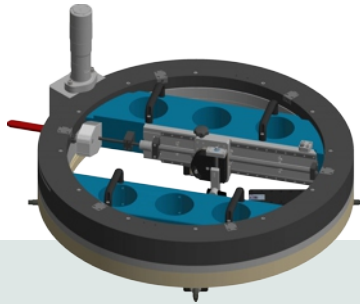


#### CROSS SLIDE AND CUTTING ATTACHMENT

The machine offers a wide variety of machining option, with either the cutting or cross-slide attachment. Our engineering team can design the right attachment to suit any works required.



### TECHNICAL DETAILS & INFORMATION



MODEL	CLAMPING RANGE	MACHINING DIMENSION
TAF330	7 – 13 INCHES (180 mm – 330 mm DIA)	0 mm – 330 mm DIA
TAF630	7 – 25 INCHES (180 mm – 635 mm DIA)	0 mm – 635 mm DIA
TAF940	19 – 37 INCHES (500 mm – 940 mm DIA)	0 mm – 940 mm DIA
TAF1300	30 – 50 INCHES (760 mm – 1270 mm DIA)	0 mm – 1270 mm DIA
TAF1600	44 – 60 INCHES (1100 mm – 1530 mm DIA)	0 mm – 1530 mm DIA
TAF1800	49 – 70 INCHES (1250 mm – 1780 mm DIA)	0 mm – 1780 mm DIA
TAF2300	69 – 90 INCHES (1750 mm – 2290 mm DIA)	0 mm – 2290 mm DIA

Different machining diameters upon request!

**MACHINING ATTACHMENTS:**

- Cross-Slide Facing Attachment
- Cutting & Beveling Attachment
- Milling Head Attachment
- Grinding Head Attachment

**DRIVE OPTION:**

- Hydraulic motor
- Pneumatic drive
- Electric motor 120 V / 240 V
- Servo-motor electric drive